



ORDERING INFORMATION

CNX-LRL4 - **P2** - **2M** - **40** - **016** - **S** - **XXX** - **GRY** - **500** - **DCV**

LED ROADWAY LIGHT
INPUT VOLTAGE P2 - 18 ~ 32VDC
COLOR TEMPERATURE 40 - 4000 K
 50 - 5000 K
LUMINAIRE TYPE S - 1 MODULES
CONTROL CTR - CONTROL
 XXX - NO CONTROL
DRIVE CURRENT 500mA
NUMBER LEDS 016 - 16 LEDS
LATERAL LIGHT DISTRIBUTION 2M - TYPE II MEDIUM
 3M - TYPE III MEDIUM
 5M - TYPE V MEDIUM
FIXTURE COLOR **GRY** - GREY * WHT - WHITE
 BLK - BLACK BRZ - BRONZE
 SLV - SILVER *Standard Color

PRODUCT SPECIFICATIONS

| | |
|---|---|
| Number of LEDs | 16 |
| Luminous Flux (lm) (Typ.) | 2900 |
| Power Consumption (W) (Max.) | 27 |
| LED Drive Current (mA) | 500 |
| Correlated Color Temperature (CCT) (K) (Typ.) | 4000K / 5000K |
| Operative Voltage Range | 24 VDC (18~32 VDC) |
| Color Rendering Index (CRI) | ≥ 70 |
| Operating Temperature Range | -40°F ~ +140°F |
| Ingress Protection Classification | Suitable for Wet Conditions, IP 66 / IP 54* Rating. *With Drain Holes |
| Material Characteristics | Aluminum Die Casting, UV Resistance PC < |
| Weight (lbs) | 10.5 |
| EPA | 0.6 |
| Surge Protection | 10 kV, 10 kA |
| BUG Rating | B1 U0 G1 |

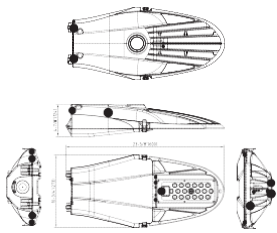
SHIPPING DIMENSIONS

| Product Line | # LED Boards | Length (cm) | Width (cm) | Height (cm) | Weight (kg) | Skid (pcs) |
|--------------|--------------|-------------|------------|-------------|-------------|------------|
| 16 LEDS | 1 | 67.6 | 33 | 18.2 | 7.2 | 40 |

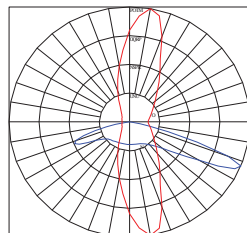
DIMENSIONS

PHOTOMETRIC

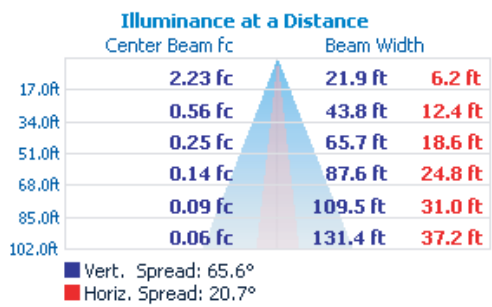
ILLUMINANCE AT DISTANCE



Dimensions (cm): L60 x W27 x H12.4



Maximum Candela = 3270 Located At Horizontal Angle = 80, Vertical Angle = 67.5
 # 1 - Vertical Plane Through Horizontal Angles (90 - 240) (Through Max. Cd.)
 # 2 - Horizontal Cone Through Vertical Angle (87.5) (Through Max. Cd.)



PRODUCT CERTIFICATIONS

