

EnduraliteLED Canopy Light Ultra-thin Series

Features

- Sealed die-casting profile for indoor and outdoor applications.
- Replacing 100-250W MH
- Lumen output from 4050lm-5900lm.
- Three 1/2" threaded conduit and one 3/4" conduit entry points.
- Polycarbonate optical lens with high heat resistance.
- Multiple voltage input available, support 120-277V and 347-480V.
- Low profile design.
- UL/cUL listed for wet locations, DLC listed as Parking Garage Luminaires

Applications

Parking structures, storage areas, shopping area walkways, entryway, and low level security



Specification

Specification/ Model	ECP45W27V50KB	ECP45W52V50KB	ECP70W27V50KB
Input Power	45W	45W	70W
Lumens output	4050lm	4050lm	5900lm
Efficacy	90 lm/w	90 lm/w	84 lm/w
LED Chip	CREE COB LED		
CRI	75		
Color Temperature	5000K		
Input Voltage	120-277 VAC	347-480 VAC	120-277 VAC
Finish Color	Black		
Lens	Polycarbonate with Anti UV		
Mounting	Pendant mounting & Direct surface mounting		

Ordering Information

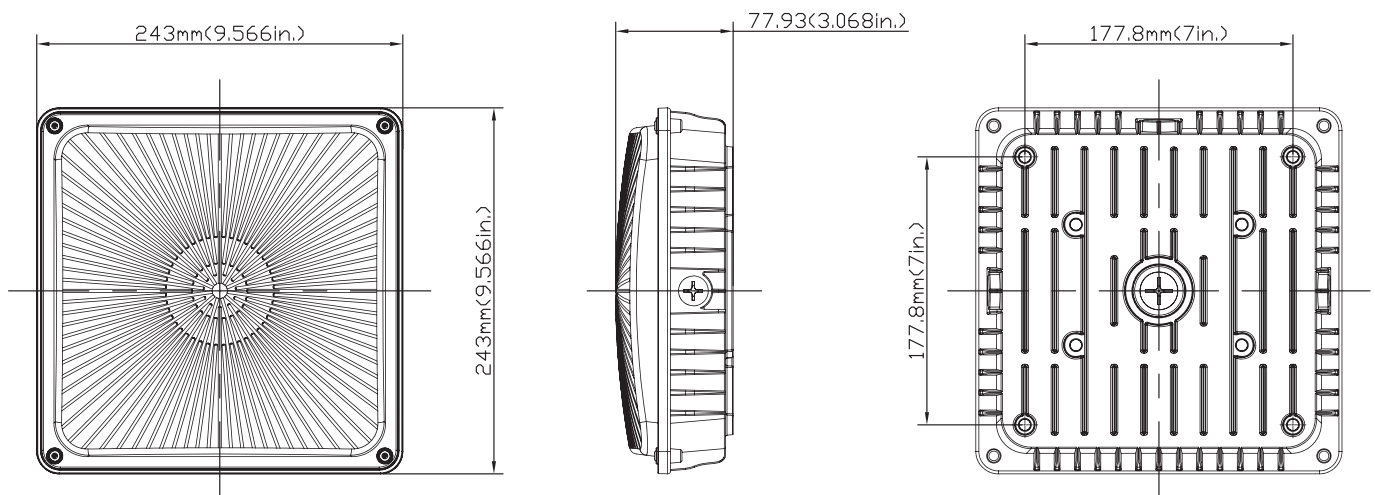
EXAMPLE: ECP 45W 27V50K B M

Luminaire Type		Power Consumption		Voltage		CCT		Finish		Sensor (Option)	
ECP	CANOPY	45W	45Watts	27V ¹	100-277V	27K	2700K	B	Black (Default)	M ²	Motion Sensor
		70W	70Watts	52V ¹	312-528V	30K	3000K	D	Dark Bronze		
						40K	4000K	W	White		
						50K	5000K				

- NOTES**
1. 100-277V power driver is not dimmable ; 312-528V power driver is dimmable and only available for 45W led canopy.
 2. 277V driver operates on 120-277V (50/60 Hz), Specify 120 and 240-277 options only when ordering with Motion sensor.

Dimension

unit: mm/inch



Ordering Information

Ordering Code	Product Name	Input	Wattage	CCT	Initial	Efficacy	Rated	CRI	Power	0-10V Dimmable	Certificate
		Voltage(VAC)	(W)		Lumens(lm)	(lm/w)	life(hrs)		Factor		
ECP45W27V40KB	Canopy	120-277	45	4000K	4000	89	50,000	75	0.9	Optional	UL DLC
ECP45W27V50KB	Canopy	120-277	45	5000K	4050	90	50,000	75	0.9	Optional	UL DLC
ECP45W52V40KB	Canopy	347-480	45	4000K	4000	89	50,000	75	0.9	YES	UL
ECP45W52V50KB	Canopy	347-480	45	5000K	4050	90	50,000	75	0.9	YES	UL
ECP70W27V40KB	Canopy	120-277	70	4000K	5700	81	50,000	75	0.9	Optional	UL DLC
ECP70W27V50KB	Canopy	120-277	70	5000K	5900	84	50,000	75	0.9	Optional	UL DLC

NOTE: Junction box mounting option and Motion Sensor option are in development, please contact with us for updates

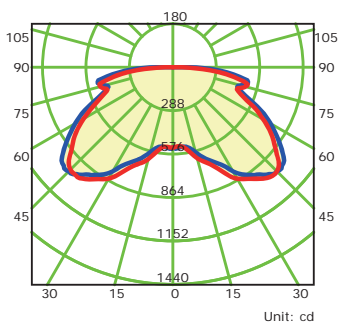
Energy Saving Replacement

MODEL NUMBER	Replacing
ECP45W27V50KB, ECP45W52V50KB	100W PSMH 150W MH 165W HID
ECP70W27V50KB	175W MH 250W MH

Photometrics

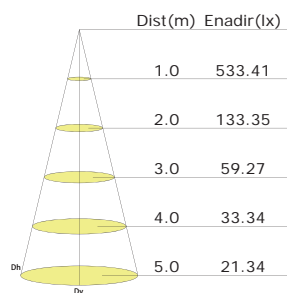
ER67Y4 X M

Luminous Intensity Distribution Curve



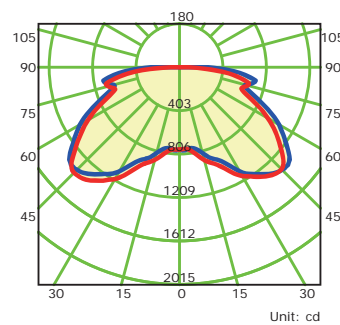
Unit: cd
— C0-C180 — C90-C270

Illuminance at a Distance



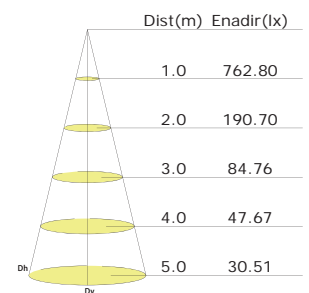
ER 2Y4 X M

Luminous Intensity Distribution Curve



Unit: cd
— C0-C180 — C90-C270

Illuminance at a Distance



NOTE: Typical mounting height is 2.5-4.5 meters (8ft to 15ft)